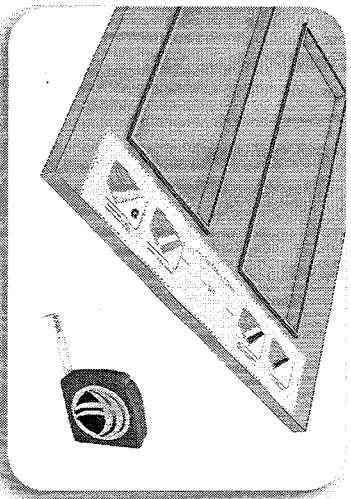



THE TAMARACK "PERFECT BALANCE" IN-DOOR AIR PRESSURE RELIEF SYSTEM



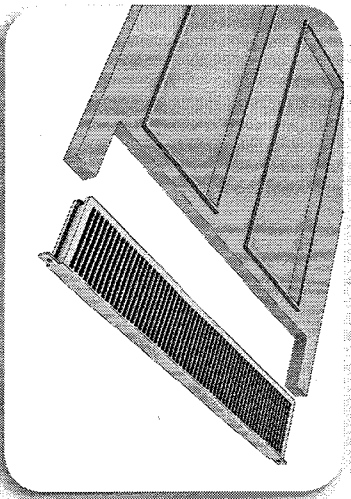
STEP 1

*Make cut template
4-1/4" high x 24-1/2" wide with
3/16" radii in each upper corner*



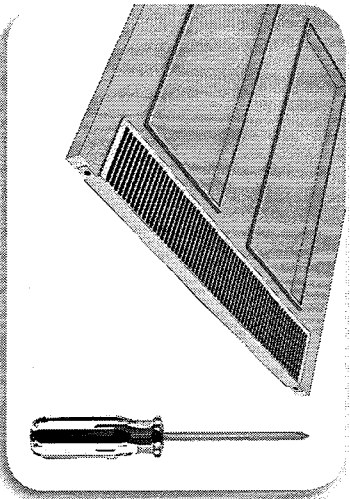
STEP 2

Cut out door section



STEP 3

Insert Perfect Balance into door



STEP 4

*Secure Perfect Balance to
door with two screws*

Pressure Balanced!

To see an installation video, visit www.tamtech.com!